

Sample Pages from



a division of Teacher Created Materials

Thanks for checking us out. Please call us at 877-777-3450 with questions or feedback, or to order this product. You can also order this product online at www.tcmpub.com/shell-education.

For correlations to State Standards, please visit:

www.tcmpub.com/teachers/correlations

Shell Professional and Strategy Resources:

www.tcmpub.com/teachers/professional-resources/correlations

To **Create** a **World** in
Children Love to **Learn!**

877-777-3450 • www.tcmpub.com/shell-education



Levels
3-5

Understanding Elections



What's
Your **VOTE?**



★★★ **Table of Contents** ★★★

Introduction

The Importance of Civic Education	4
How to Use This Book	6

Election Connections

Presidential Elections	8
The U.S. Constitution	19
The Presidency	30
Political Parties	41

See How They Run

The National Convention	52
The Campaign Trail	63
Presidential Debates	74

America Votes

Election Day	85
The Electoral College	96
Inauguration Day	107

Appendix

Culminating Activity—Mock Election	118
--	-----



Presidential Elections



- Students know the fundamental principles of American democracy (e.g., the people are sovereign; the power of government is limited by law; people exercise their authority directly through voting; people exercise their authority indirectly through elected representatives).
- Students will analyze fiction and nonfiction texts and synthesize the information in a variety of ways.

Paired Texts Reading and Activities

★ **Every Four Years** (pages 10–11)—
Have students read the story on page 10. Once they finish, ask students why Ripken’s mom decided to vote for Arroz. Ask them why Ripken’s mom thinks elections are important, citing examples from the text. Direct students to complete page 11 in small groups. Since they only have 30 seconds for their commercials, remind students to be creative, concise, and clear. Have groups perform their commercials for the class.

★ **Picking the President** (page 12)—
Ask students to read the text on page 12. Have them number the different steps in the election process using colored pencils. Next, place the students in pairs to create infographics showing the election process steps. Share sample infographics to show a clear idea of what an infographic is. Students may need to conduct further research to make sure their infographics are informative.

★ **Steps to the Presidency** (page 13)—
Have students use the informational text to help them list, in order, the steps in the election process. When students have finished, recreate the staircase on the board and go over the answers as a class. Finally, ask students where the best place on the staircase would be to place the “research step” that Ripken’s mom completes in the text.

★ **Define, Refine, and Use** (page 14)—
Students will use information from both the fictional story and the informational passage to define the three vocabulary words listed. Then, they will look up the words in dictionaries and refine their definitions. Finally, students will use each word in a sentence. After students have completed the assignment, have them share their responses with peers.

Presidential Elections *(cont.)*

Primary Source Connection

★ **Be Counted Primary Source** (pages 15–16)—Tell students to study the primary source on page 15. Read the background information as a class. Then, have students work independently to complete page 16. Point out that the posters they create should grab people's attention and make strong statements.

Puzzle Time!

- ★ **Election Cryptograms Vocabulary Puzzle** (page 17)—Students will enjoy figuring out the code to find the election related vocabulary words.
- ★ **Calculate and Color Elections Puzzle** (page 18)—Students will have fun figuring out which word is hidden in the puzzle full of math problems.

Answer Key

Steps to the Presidency (page 13)

bottom step: primary elections
 second step: national conventions
 third step: presidential debates
 fourth step: Election Day
 top step: Inauguration Day

Define, Refine, and Use (page 14)

Student text-based definitions and sentences will vary. Dictionary definitions for the words are as follows:


- election**—the process of choosing someone for a political office
- candidate**—a person who runs in an election
- vote**—to make an official choice in an election by casting a ballot

Election Cryptograms Vocabulary Puzzle (page 17)

- | | |
|--------------|-----------------|
| 1. debate | 5. campaign |
| 2. vote | 6. convention |
| 3. polls | 7. inauguration |
| 4. candidate | |

Calculate and Color Elections Puzzle (page 18)

answer: vote

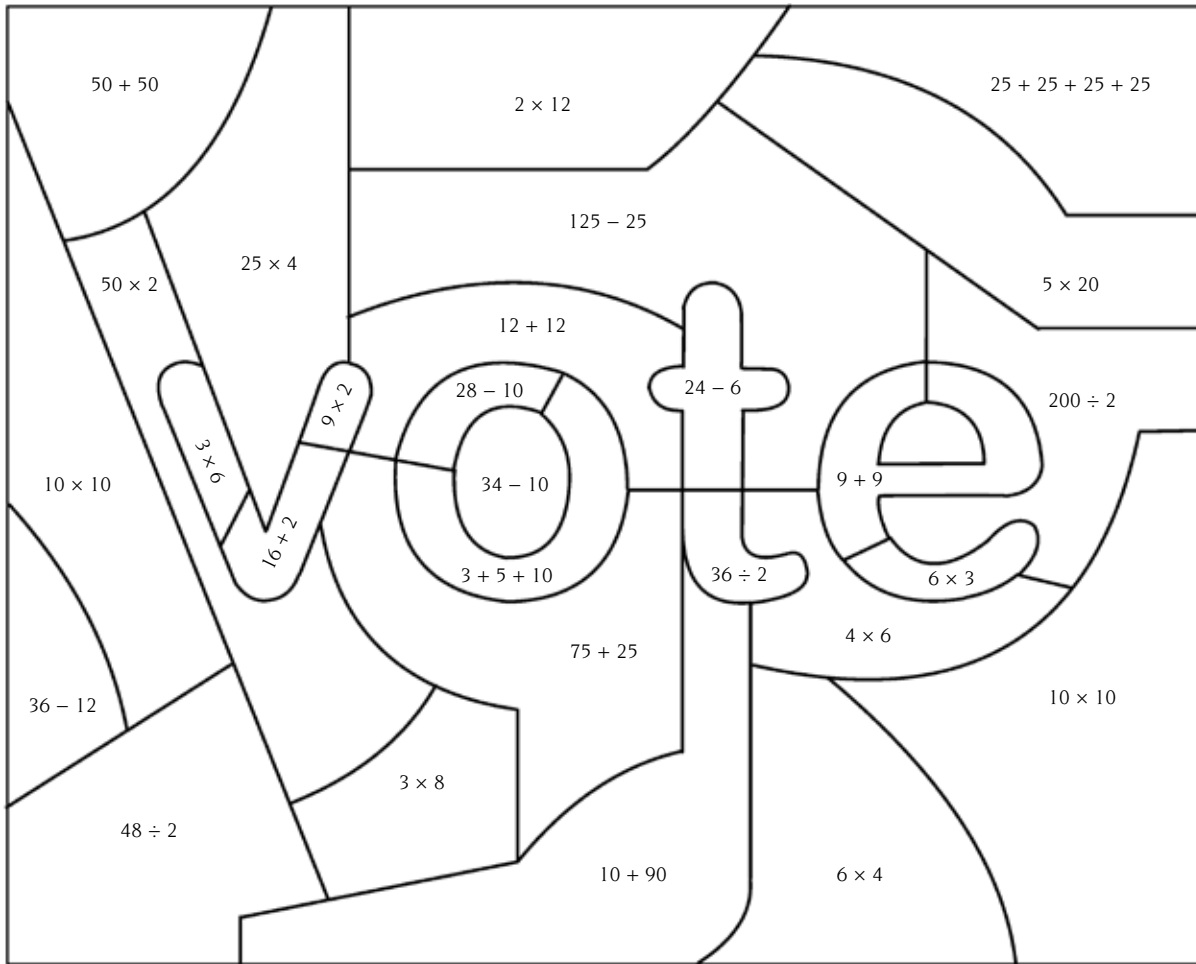


★★★ Calculate and Color Elections Puzzle ★★★

Directions: Solve the problems below. Then, using the key below, color in the picture to find the answer to the question at the bottom.

Key

18 = red 24 = white 100 = blue



Question: What do good citizens do on Election Day?

Answer



★★★ I Think . . . Because . . . ★★★

Directions: Complete the thought bubbles below by writing your opinions about certain election laws. Circle *fair* or *not fair* in each sentence. Then, be sure to provide a strong reason for each opinion.

I think the law that you have to be 35 to be president is **fair/not fair** because . . .

I think the law that you have to be 18 to vote is **fair/not fair** because . . .



I think the law that you have to be born in the United States to be president is **fair/not fair** because . . .





★★★ President Trading Cards ★★★

Directions: Research your president using books and the Internet. Then, create a trading card for your president. On the front of the card, write his name and draw a picture of the president. On the back, write the years the president was in office and list the president's strongest characteristics. Cut out the card and glue the two sides together. Trade cards with your classmates so that you can learn more about each president.



★ ★ ★ What's that Word? Vocabulary Puzzle ★ ★ ★

Directions: Use the definitions to help you unscramble the vocabulary words.

1. evreseprtatiesn _____
people who represent others
2. flatpmro _____
the official beliefs and goals of a political party or candidate
3. teamonin _____
to officially choose a person to run for political office
4. toneyke rakespe _____
the famous person who gives an entertaining speech
5. ledstegea _____
people appointed to vote for others
6. novcoenint _____
a large meeting of people
7. nospreharic _____
a person who leads a meeting or event
8. nrunngi tame _____
the person who runs with someone else in an election but has a less important role



★★★ Super Hero Campaign Primary Source (cont.) ★★★

Directions: Pick your favorite super hero or create your own! Design a campaign poster for the super hero. Then, write a slogan for your super hero's campaign! Be clever and creative.
