




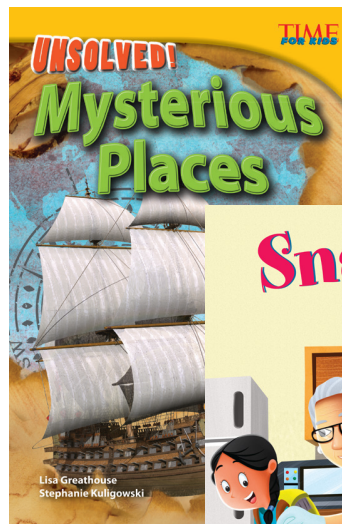
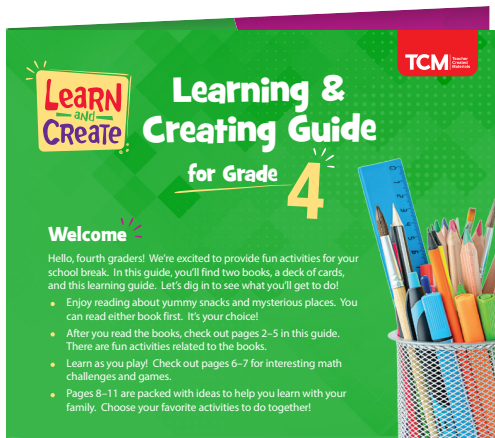
Resource Sample

Grade 4

Table of Contents

Learn and Create Guide (3 pages)

Sample Game Cards (3 cards)



**Learn
—and—
Create**

Learning & Creating Guide

for Grade

4

Welcome

Hello, fourth graders! We're excited to provide fun activities for your school break. In this guide, you'll find two books, a deck of cards, and this learning guide. Let's dig in to see what you'll get to do!

- Enjoy reading about yummy snacks and mysterious places. You can read either book first. It's your choice!
- After you read the books, check out pages 2–5 in this guide. There are fun activities related to the books.
- Learn as you play! Check out pages 6–7 for interesting math challenges and games.
- Pages 8–11 are packed with ideas to help you learn with your family. Choose your favorite activities to do together!



Book Summaries

Fiction—*Snack Swap*

Two best friends put their love of cooking to a test. They want to see which of them can make the best after-school snack. The friends quickly discover that there's more to making snacks than they thought!



Nonfiction—*Unsolved! Mysterious Places*

People have explored the bottom of the ocean and have walked on the moon. But many places remain mysterious and leave us with more questions than answers.



Quick Scoop (2–4 Players)

Goal: Play two scoop cards that complete the multiplication problem.

Setup: Mix the bowl cards. Put one face up in the middle and the rest in a pile face down. Mix the scoop cards. Give each player three cards, and put the rest in a pile face down.

Rules

1. The youngest player goes first.
2. On your turn, draw one scoop card.
 - ◆ If you have two scoop cards that when multiplied give you the product on the bowl, show them to all players and take the bowl card. Draw two new scoop cards, and flip over the next bowl card.
 - ◆ If you do not have any matching scoop cards, your turn ends.
3. The player to your left goes next.



How to Win: The first player to collect three bowl cards wins.

Build a Sundae (2–4 players)

Goal: Build ice cream sundaes that show correct multiplication problems.

Setup: Mix all cards together. Give each player three cards.

Rules

1. The person who ate ice cream most recently goes first.
2. On your turn, draw one card.
3. Play one bowl card face up in front of you. If you do not have a bowl card, draw until you have one to play, and put the other cards in your hand.
4. The person to your left goes next.
5. On your next turn, draw one card. Play one card or skip your turn.
 - ◆ Sundae cards must be played in order, from bottom to top. The bottom card is the bowl. The second card is the scoop with the multiplication symbol. The third card is the scoop with the sprinkles.
 - ◆ You can build more than one sundae at a time.
6. The game ends when the draw pile is empty and no one can play any more cards.



How to Win: The player with the most points wins. Each complete sundae is worth one point.

Family Time

Supporting Your 4th Grade Reader

Your fourth grader is beginning to read longer fiction and nonfiction books. As they deepen their comprehension skills, your child may also begin using books for research. Talk to your child often about what they are reading. Try these activities with your child to help foster their love of reading.



- ◆ Ask your child to summarize a book they are reading. Prompt your child to make connections to their own life. For example, your child may have similar personality traits to a character in the story, have a similar life experience, or have been in a similar setting.
- ◆ When watching a television show or movie, ask your child to summarize the characters, setting, problem, and solution. After the show or movie ends, ask your child to come up with an alternate ending.
- ◆ Choose an audiobook to listen to together. Audiobooks help your child hear fluent reading and can be great opportunities to discuss characters, inferences, and plots.
- ◆ Ask your child to share their opinions on what they are reading and watching. Ask why they like or dislike characters or aspects of the plot.
- ◆ When listening to music, find the song lyrics online, and read them together. Discuss any lyrics that evoke strong emotions. See if you can find any similes, metaphors, or analogies in the lyrics.
- ◆ Encourage your child to make note of new words in their reading. Help your child define the words, or look up the definitions together.



Learn
— and —
Create

**MULTIPLICATION
MIX-UP**

TCM Teacher
Created
Materials

2-4 players

154133 (154134)



979-8-7659-9571-6





