

Sample Pages from



Created *by* Teachers *for* Teachers and Students

Thanks for checking us out. Please call us at **800-858-7339** with questions or feedback or to order this product. You can also order this product online at **www.tcmpub.com**.

For correlations to state standards, please visit
www.tcmpub.com/administrators/correlations

Take-Home Backpack— Getting Ready for Prekindergarten

This sample includes the following:

Kids Learn Activity Book

- Table of Contents (1 page)
- Introduction pages (3 pages)
- Student pages (3 pages)

Nonfiction Book Sample

Family Engagement Guide Sample

To Create a World ⁱⁿ which
Children love to Learn!

800-858-7339 • www.tcmpub.com

Table of Contents

Introduction

Welcome Letter	4
Helpful Family Resources	5

Weekly Activities

Week 1 Activities	13
Week 2 Activities	25
Week 3 Activities	37
Week 4 Activities	49
Week 5 Activities	61
Week 6 Activities	73
Week 7 Activities	85
Week 8 Activities	97
Week 9 Activities	109

Appendices

Appendix A: Reproducible Cards	121
Appendix B: Answer Key	133
Appendix C: My Journal	136



Welcome Letter

Dear Family,

Welcome to *Kids Learn! Getting Ready for Prekindergarten*. Practicing the foundational skills in this book will help prepare your child for success in prekindergarten. In each unit, children will explore early literacy skills, creative thinking, math, critical thinking, life skills, and social studies.

Keep these tips in mind as your child completes the activities:

- ◆ Create a desk or workspace where your child knows learning will happen.
- ◆ Select specific times each day to work with your child, and create a routine.
- ◆ Work with your child to complete one activity at a time. Read the directions aloud, and support your child through the steps.
- ◆ Be positive and constructive with feedback. Learning should be fun!

Enjoy spending time with your child. Prekindergarten will be here before you know it!



Things to Do as a Family

General Skills

- ◆ It is important for your child at this age to get 10 to 13 hours of sleep (including a nap, if your child takes one). Creating morning and bedtime routines is great for the whole family.
- ◆ Help your child develop organizational skills. This can include organizing toys, school supplies, or family items.

Alphabet and Reading Skills

- ◆ Review capital and lowercase letters through games, puzzles, songs, and videos. Look for letters in everyday life, such as on books, cereal boxes, signs, and restaurant menus.
- ◆ Introduce and review the sound each letter makes.
- ◆ Lap reading is important for a child to learn the joy of reading. Invite your child to sit on your lap, cozy up with you, and read together for 15 to 20 minutes per day.



Games to Play Together

Charades

Play Charades with emotions, such as happy, sad, angry, scared, and surprised.

Higher Number and Lower Number

Use the *Number Cards* in Appendix A of this book to play Higher Number. Each player puts a card faceup, and the player with the higher number collects the cards until one player has all the cards. Play Lower Number by doing the opposite.

I Spy

Play "I spy the letter ____." You can use anything, including advertisements, mail, magazines, books, or signs. You can also look for numbers and shapes.

Matching Games

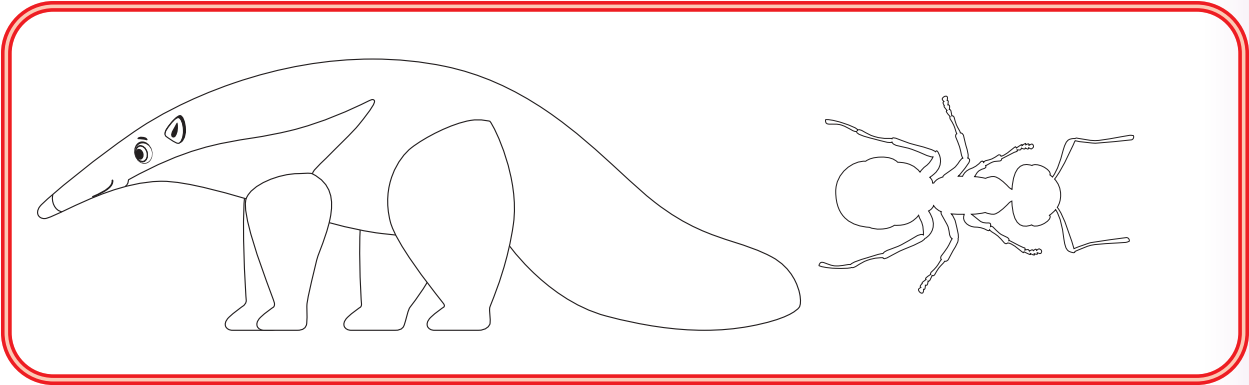

Use the *Number Cards* or *Shape Cards* in Appendix A of this book to play a matching game. Place the cards facedown. Flip two cards over at a time to try to find matches.

Letter A



Directions: Trace the letter *A* and the letter *a* with your finger. Circle *A* and *a* in the picture. Color the picture. Explain what the animals are doing.

Let's Measure

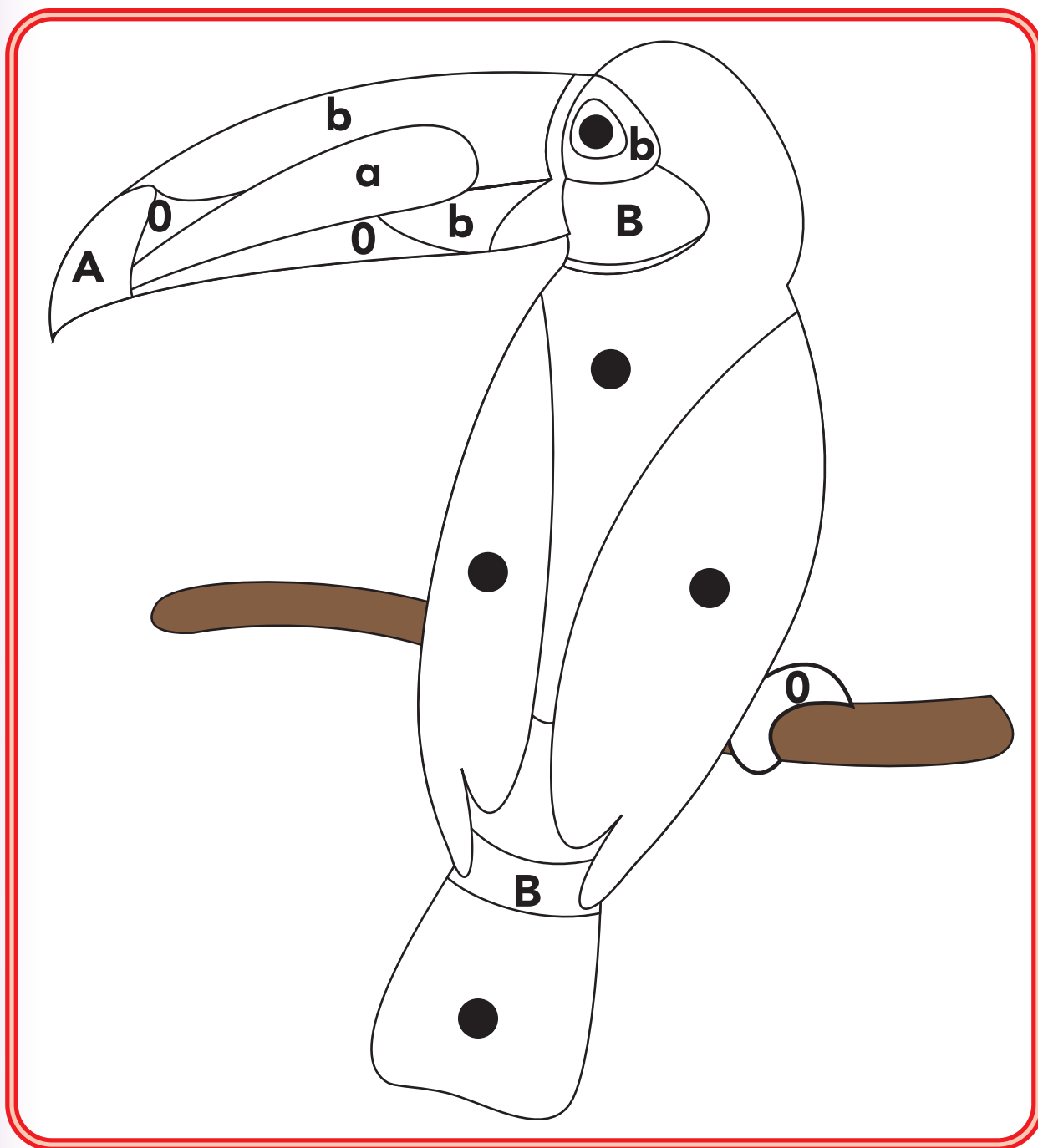


Time to Draw



Directions: Color the longer object in each box. Draw an object that is longer than your thumb.

Color by Letter



Key

A	a	B	b	0	●
red	orange	yellow	green	blue	black

Directions: Use the key to color the picture.

Literacy, Language, & Learning

The Itsy Bitsy Spider

Everybody's favorite little spider comes to life as it braves the rain in this enchantingly illustrated version of the traditional rhyme "The Itsy Bitsy Spider."



ISBN 978-1-4333-1454-4




TCM 12454

The Itsy Bitsy Spider




Traditional song illustrated by
Chad Thompson


The Itsy Bitsy Spider




Traditional song illustrated by
Chad Thompson




The itsy bitsy spider




climbed up the water spout.




Down came the rain




and washed the spider out.




Out came the sun



and dried up all the rain.



And the itsy bitsy spider



climbed up the spout again.



Prekindergarten

Family Engagement Guide

Congratulations! You are preparing your child for kindergarten. Your child may have been in day care or preschool and is familiar with organized activities in a classroom. Or, this may be the first time that they have been away from home for an extended period. While some children take a while to adjust to a school setting, one thing is true for most youngsters this age—they love learning!

Your prekindergartner will learn many new things this year. They will begin learning the foundations of reading, writing, and important math concepts, all while engaging in play, exploration, and hands-on activities.

While learning foundational skills is important, your child will also learn important social skills and how to be a student. For many prekindergartners, this year is their first experience in a structured classroom environment. Building skills such as taking turns, sharing, and learning classroom routines will prepare your child for many wonderful school years to come.

There are many changes ahead, but there is one constant: you will continue to be the most important teacher in your child's life. This guide will give you some ideas for helping your child learn, including tips for getting organized and learning on the go throughout your busy day. Some of these practices will be new, and some will be familiar. Many will serve you well for years to come!



Top 10 Things Your Prekindergartner Needs to Know

- 1 How to recognize their name
- 2 Letters of the alphabet
- 3 Manners for listening to read-alouds
- 4 Ways to ask and answer questions about a story or book
- 5 Basic understanding that written words correspond to spoken words
- 6 Words in English are read from left to right and from top to bottom
- 7 Rhyme patterns in songs and poetry can be fun to recite
- 8 Numbers 1–20
- 9 Basic shapes, such as circle, square, and triangle
- 10 How to sort objects by color, size, and shape