

Sample Pages from

Teacher Created Materials
PUBLISHING

Created *by* Teachers *for* Teachers and Students

Thanks for checking us out. Please call us at 800-858-7339 with questions or feedback, or to order this product. You can also order this product online at www.tcmpub.com.

For correlations to State Standards, please visit
www.tcmpub.com/administrators/correlations

To Create a World ⁱⁿ which
Children Love to Learn!

800-858-7339 • www.tcmpub.com

Table of Contents

Unit 1: Word Families

Lesson 1: <i>-ag</i> and <i>-all</i> Word Families	4
Lesson 2: <i>-it</i> and <i>-op</i> Word Families	10
Lesson 3: CVCe Word Families	16
Lesson 4: <i>_o_e</i> and <i>_u_e</i> CVCe Words	22
Lesson 5: <i>-ain</i> and <i>-ar</i> Word Families	28
Unit 1 Review	34

Unit 2: More Word Families

Lesson 6: <i>-an</i> Word Family	40
Lesson 7: <i>-ar</i> Word Family	46
Lesson 8: Short /a/ Word Families	52
Lesson 9: Short Vowel + x Word Families	58
Lesson 10: Long /e/ <i>-ea_</i> Word Families	64
Unit 2 Review	70

Unit 3: Short Sounds and Long Sounds

Lesson 11: Short /e/ Word Families	76
Lesson 12: <i>-ee_</i> Word Families	82
Lesson 13: More Short /e/ Word Families	88
Lesson 14: <i>-er</i> and <i>-ew</i> Word Families	94
Lesson 15: Short /i/ Word Families	100
Unit 3 Review	106

Unit 4: Building on Word Families

Lesson 16: <i>-ight</i> and <i>-im</i> Word Families	112
Lesson 17: Short /i/ <i>-in, -ince</i> and Long /i/ <i>-ind</i> Word Families	118
Lesson 18: Short /i/ <i>-ing</i> and <i>-ink</i> Word Families	124
Lesson 19: Long /o/ <i>-oa_</i> Word Families	130
Lesson 20: Short /o/ <i>-ob, -od,</i> and <i>-ond</i> Word Families	136
Unit 4 Review	142

Unit 5: Complex Word Families

Lesson 21: <i>-oo_</i> Word Families	148
Lesson 22: More <i>O</i> Word Families	154
Lesson 23: Short /u/ Word Families	160
Unit 5 Review	166



UNIT 2

Name: _____ Date: _____



Let's Read

Directions: Read the poem. Write the *-eam* words on the lines.

Ice Cream

I scream, you scream,
 We all scream for ice cream.
 Vanilla, chocolate—what a dream,
 Let's all join the Ice Cream team!



Name: _____ Date: _____

Let's Play

Directions: Write the words next to the pictures.

beard ear fear earmuffs

1.



2.



3.



4.



UNIT 2

Name: _____ Date: _____



Let's Read

Directions: Read the poem. Circle the -ea words.
Draw a picture about the poem.

Take Your Seat

Take your seat,
Heat your meat,
Peel a pea,
Eat whole wheat.
Bear a bean,
Clear and clean,
Take a treat,
Now leave your seat!



My Picture

Name: _____ Date: _____



Let's Grow

Directions: Write your words. Write your clues.

1. Word: _____

Clues: _____

2. Word: _____

Clues: _____

Name: _____ Date: _____



Let's Have Fun

Directions: Choose your favorite poem. Draw a picture.

A large, empty rectangular box with a thin grey border, intended for the student to draw a picture related to their chosen poem.

How to Play the Digital Games!

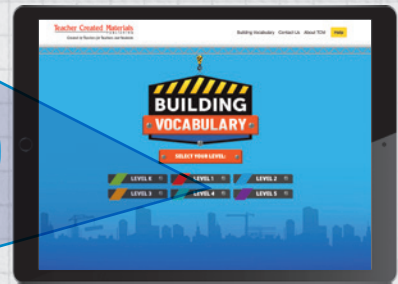
01

Visit tcmpub.com/bv-games or scan the QR code.




02

Pick your grade level.



03

Pick Combine and Create or Divide and Conquer.



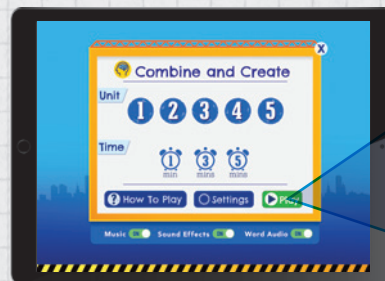
04

Pick the unit and time.



05

Click or tap *Play!*



BUILDING VOCABULARY Foundations

Name: _____

Welcome to Building Vocabulary! Get ready to divide and conquer the words you read every day. Soon, you'll be masters of word families!



Let's Read



Let's Grow



Let's Play



Let's Have Fun

100896

ISBN-13: 978-1-4938-8998-3

